


Dynamos Schools



Aim of Dynamo Schools

- ▶ To build on the success of **Kwik Cricket**
- ▶ To give children the same experience in school and club
- ▶ To deliver an exciting new brand of competition connecting to the elite via **The Hundred**
- ▶ Introduce Countdown cricket format
- ▶ Ensure a fully inclusive competitive experience for children aged 8- 11 (school year 4 to 6) is the same for boys and girls
- ▶ An inter/intra school format for state Primary and Middle Schools in England & Wales

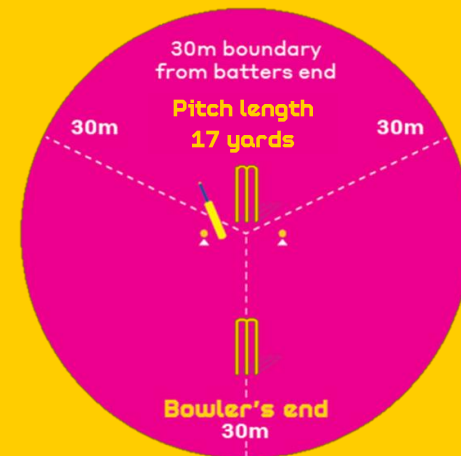


Rules & Equipment

Rules

Dynamos Cricket provides a perfect introduction for all 8-11 year olds new to the sport. It provides children with a more social offer and in schools, an exciting game of countdown cricket.

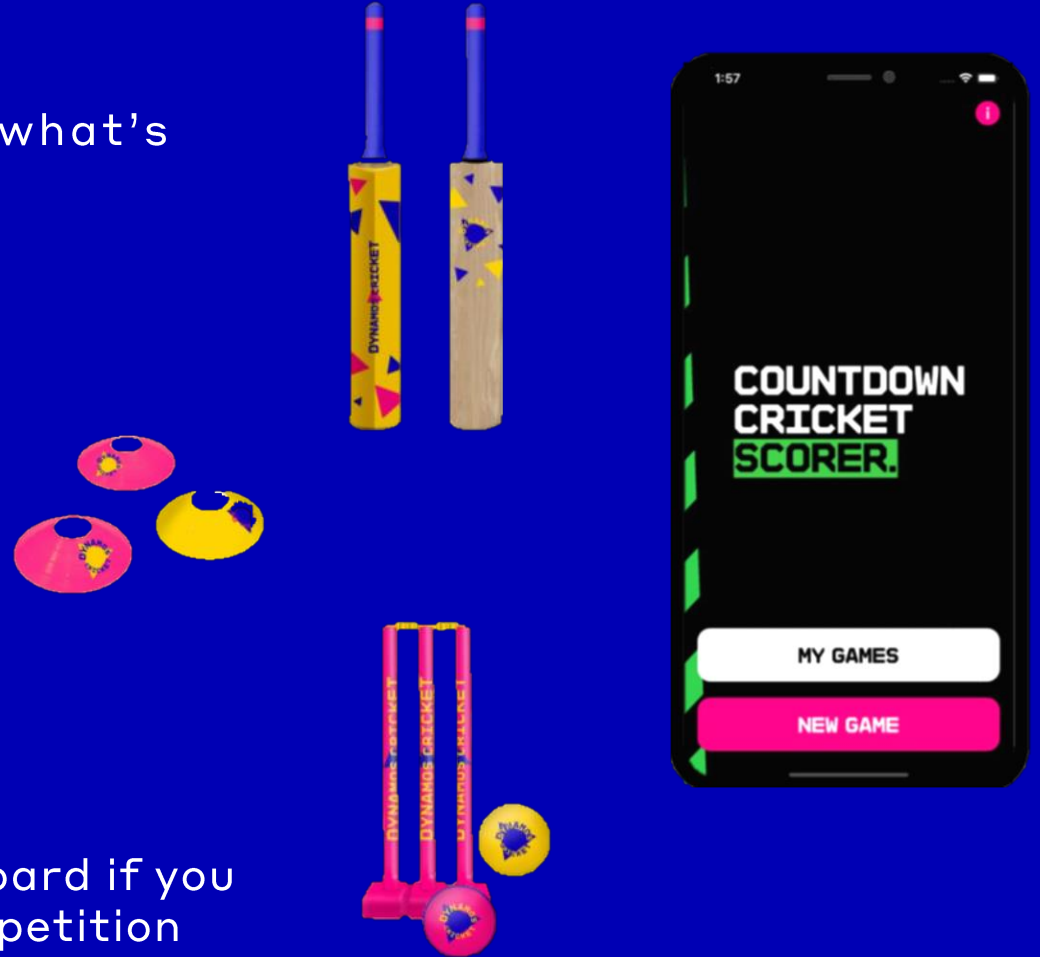
Players	8
Bowling	5 balls per player then rotate with next fielder to bowl. Underarm & Overarm bowling allowed
Pitch length	Click here: ECB Recommended Junior Formats 17 yards (15.5m) Year 5 & 6 or 15 yards (13.7m) Year 4
Batting	Pairs (10 balls per pair). Umpires should use discretion to swap batters so each is given an opportunity to contribute
Scoring	via Countdown cricket scorer app: Android Click here or IOS Click here
Runs	Are scored by hitting past (4 runs) or over (6 runs) the boundary or completing 'runs' between the wickets. No-balls & wides are scored as 2 runs to batting team and no extra delivery to be bowled.
Free Hit*	Following a no ball or a wide, the batter receives a "free hit" from the batting tee, and any runs scored are added to the total for that delivery (for example 2 runs for a wide, plus 1 run from the "free hit" = 3 runs). Batters have 3 seconds to take their free hit and must hit in front of square.
Out if	Bowled, caught, run out (if out, swap ends and continue, 5 runs added to the fielding team)
Fielding	Rotate after each over SAFETY: Except for the wicketkeeper no fielder may field within 10 yards of the bat
Byes	Yes, if batters miss the ball or it hits part of the body they can still run
No balls/ Wides	Yes, if deemed un-hittable e.g. rolling, too high or too far to be hit fairly



* Where batting tee's aren't available, cones can be used as an alternative

Equipment

- ▶ All you need to run Dynamos Schools is what's listed below;
 - ▶ Rubber balls
 - ▶ Boundary Cones or Markers
 - ▶ Plastic stumps
 - ▶ Bats*
 - ▶ Batting tees (or a cone to hit off)
 - ▶ Countdown Cricket scorer app
 - ▶ Android [Click here](#) or IOS [Click here](#)
- ▶ Please contact your local County Cricket Board if you need any of this equipment to run your competition



* Plastic bats can be used where Dynamos light-weight wooden bats aren't available. For County Finals, CCB's will provide the necessary equipment



Eligibility

Eligibility

GIRLS

MIXED

**FULLY
INCLUSIVE***
(SEND)

YEAR 6
(age 10- 11)

YEAR 4
(age 8 - 9)

YEAR 5
(age 9 - 10)

* This format would be appropriate for KS2, 3 or 4 where a specific Inclusion competition is delivered

Inclusive Dynamos Schools

- ▶ Dynamos cricket is designed to be inclusive, with easy adaptations that will help meet the needs of every pupil.
- ▶ Cricket is a team sport full of individual skills, so don't rush to separate groups based on ability or confidence.
 - ▶ Small adaptations will enable children with SEND to participate in your Dynamos Inter-School Competition
- ▶ For some children, running a Specific Inclusive competition that will enable them to play alongside others with similar disabilities may be more appropriate. This will help build confidence and create a positive learning environment.
 - ▶ This could follow a competitive skills festival format alongside match-play
- ▶ Examples of how you might adapt using the STEP framework are outlined (although not limited) below:
 - ▶ **SPACE** – Adapt pitch lengths to shorten the distance for bowlers (although never closer than 11-yards). Shorten the running distance, ground size etc.
 - ▶ **TASK** – Allow for the free-hit batting tees to be employed or drop feeds to be used (underarm bowling is already permitted).
 - ▶ **EQUIPMENT** – a larger ball or a tennis racket can be used to increase success when batting. Equally, more sets of stumps can improve any bowler's confidence!
 - ▶ **PEOPLE** – The pupils are usually the best practitioners of inclusion and we encourage team mates to support one another. Allow a 'runner' to complete another batters runs, or an additional fielder to stand alongside and support a less mobile participant.



App

- ▶ Matches scored using the Countdown Cricket scorer app
 - ▶ Android [Click here](#)
 - ▶ IOS [Click here](#)


Inter School

- ▶ This format can be used for pupils to play each other at your own school, either in PE lessons or an Intra school competition.
- ▶ For inter school competition (school v school) this is coordinated through your local County Board or School Games Organiser.

Further Information

- ▶ You can find further information on Dynamos and the School games on the links below
 - ▼ School Games <https://www.yourschoolgames.com/>
 - ▼ Dynamos <https://icoachcricket.ecb.co.uk/dashboard>
 - ▶ Chance to Shine <https://teachers.chancetoshine.org/>





**DYNAMOS
CRICKET**



Enjoyed Dynamos Schools? Why not carry on?

Who can get involved in Dynamos Cricket?

- ▶ All 8-11 year olds new to cricket
 - ▶ Or those graduating from All Stars
- ▶ Parents and guardians are invited to take part.
 - ▶ There are lots of skills, challenges and activities you can practice at home

What is Dynamos Cricket?

- ▶ For all 8-11 year olds new to cricket
 - ▶ Or those graduating from All Stars
- ▶ A sociable, fun and exciting introduction
- ▶ Exciting Countdown Cricket format - the same as The Hundred you see on TV



What's Included?

- ▶ A minimum of six, 60 to 90-minute sessions*
- ▶ A personalised New Balance t-shirt
- ▶ A pack of Topps Cricket Attax cards
- ▶ Exclusive content on the Dynamos app
- ▶ Money-can't-buy opportunities linked to The Hundred

What Equipment is used?

- ▶ Soft balls & light wooden bats are used by all participants

Visit dynamoscricquet.co.uk
to find out more!

*Course length may vary by centre